



# Barrel Blitz Universal Instructions

	Page
Clearing Carbon/Colour and Material Change Instructions <small>Removal of Loosened Carbon through a Screw and Barrel and changing</small>	2
Strip-Down Instructions <small>Standard screw and barrel Strip-Down instructions</small>	3
Safety Information <small>General Safety Information, refer to Health and Safety Document for full information</small>	4

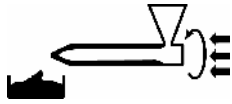
**DO NOT USE THROUGH FILTER OR MIXER NOZZLES OR ON HOT RUNNERS**

**Special Instruction for very small Screws**



# Barrel Blitz Universal Clearing Carbon and Colour and Material Change Instructions

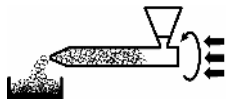
Explanation: Barrel Blitz Universal is an aggressive, stiff carbon removal system. It is designed to mechanically scrape carbon off screws, barrels and nozzles at normal processing temperatures. Ensure Health & Safety Precautions are read and understood before use.



Ensure Machine is empty of last material

For very small screws add Barrel Blitz Universal to your next material at 50/50 mix rate

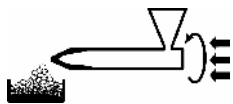
Place card or other suitable receptacle in the purge tray to catch the very sticky purge



Add Barrel Blitz Universal to the hopper throat and purge until the exiting purge is brilliant white.

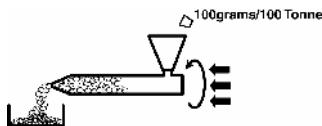
Purge through the machine how ever you would like as long as it's fast and you don't change temperatures. (*Extruding with high back pressure is a little more effective*)

You may require as much as 3 kg per 100 Tonne of Machine On the first application (i.e. 500 Tonne = 15 kg), but normally only 1kg per 100 tonne is required



## (STARVE)

Run Screw empty (*This is very important as the material is self emptying, if you let it*)



## (FEED)

Fill Hopper Throat with 100g/100Tonne of **next** material

Repeat STARVE-FEED three times



Fill Hopper with next material and purge till clear

If going to clear, repeat Starve-Feed another three times

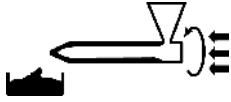


Clean Hopper and Screw Throat thoroughly



# Barrel Blitz Universal Strip-Down Instructions

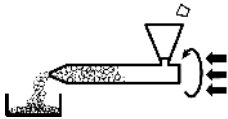
Explanation: Barrel Blitz Universal is an aggressive, stiff carbon/material removal system. It is designed to mechanically scrape carbon and material off screws, barrels and nozzles at normal processing temperatures (Up to 340°C, 644°F). **It is imperative that after purging with Barrel Blitz Universal the screw is completely empty before disassembly.**



Empty Machine of last material

Place card or other suitable receptacle in the purge tray to catch the very sticky purge

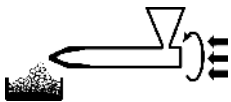
For very small screws add Barrel Blitz Universal to a polyolefin material at 50/50 mix rate



Add **Barrel Blitz Universal** to the hopper throat and purge until the exiting purge is brilliant white

Purge through the machine how ever you would like as long as it's fast and you don't change temperatures. (*Extruding with high back pressure is a little more effective*)


You may require as much as 3 kg per 100 Tonne of Machine (i.e. 500 Tonne = 15 kg), but normally only 1kg per 100 tonne is required



**(STARVE)**

Run Screw **COMPLETELY** empty

This will ensure the screw is both clean and as empty as possible



Strip equipment and ensure all Barrel Blitz Universal has been removed **HOT** before reassembly. If hot, Barrel Blitz Universal normally only requires rubbing with a rag to remove.



# Safety Precautions

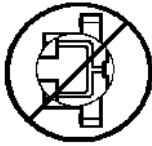


**Do not use Barrel Blitz Universal for materials with processing temperatures below 160° C**



**Do not use Barrel Blitz Universal at temperatures above 340° C**

**Not suitable for machines with filter or mixer nozzles or diameters smaller than 2.5 mm**



**It is *NOT* recommended that Barrel Blitz Universal is used through tools (*hot runners, manifolds etc.*)**

**For very small screws add Barrel Blitz Universal to your next material at 50/50 mix**

Always purge behind a purge guard

Ensure adequate ventilation especially at elevated temperatures



Wear suitable protective clothing when cleaning down equipment, using, handling or viewing the purging agent



If contact with skin occurs, wash with cool water



In case of eye contact, irrigate with plenty of cool water



Do not swallow product



In situations of excessive sheer heat place purgings in cool water to eliminate fumes

